

DCG12-20 12 Volt 20 AH

Rechargeable Sealed Lead Acid Battery
Power-Gel Series™



We've Got The Power.™



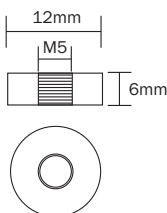
Features

- Thixotropic gel electrolyte for enhanced performance
- Valve regulated, spill proof construction allows safe operation in any position
- Superior capabilities
- Power/volume ratio yielding unrivaled energy density
- Rugged ABS plastic (UL94-HB) case and cover
- Approved for transport by air. D.O.T., I.A.T.A., F.A.A. and C.A.B. certified
- U.L. recognized - MH 20845
- CE compliant

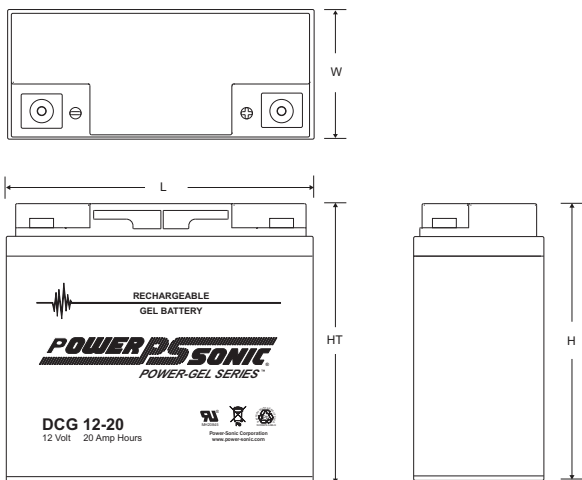
Terminals

(mm)

- T12: Threaded insert w. 8 mm stud fastener



Physical Dimensions: in(mm)



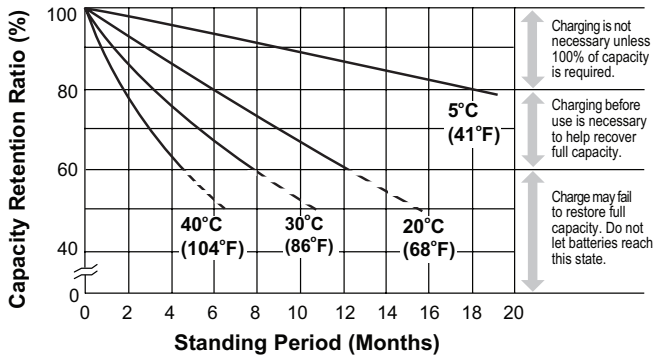
L: 7.16 (182) W: 3.00 (76) H: 6.59 (167) HT: 6.59 (167)

Tolerances are +/- 0.04 in. (+/- 1mm) and +/- 0.08 in. (+/- 2mm) for height dimensions. All data subject to change without notice.

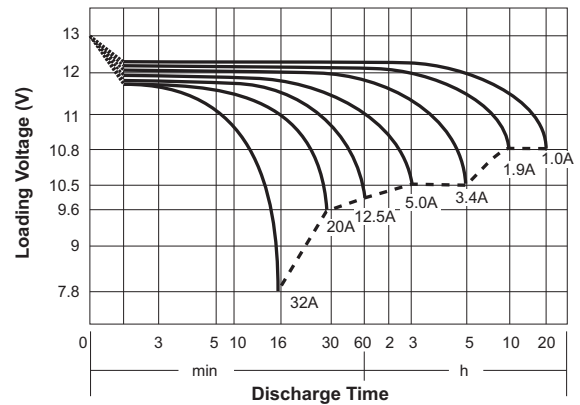
Performance Specifications

Nominal Voltage.....	12 volts (6 cells)
Nominal Capacity	
20-hr. (1.0A to 10.5 volts)	20.0 AH
10-hr. (1.90A to 10.5 volts)	19.0 AH
5-hr. (3.40A to 10.5 volts)	17.0 AH
3-hr. (5.00A to 10.5 volts)	15.0 AH
1-hr. (12.5A to 9.0 volts)	12.5 AH
Approximate Weight	13.4 lbs. (6.1 kg)
Energy Density (20-hr. rate)	1.70 W-h/in ³ (103.46 W-h/l)
Specific Energy (20-hr. rate)	17.91 W-h/lb (39.49 W-h/kg)
Internal Resistance (approx.)	10.0 milliohms
Shelf Life (% of nominal capacity at 68°F (20°C))	
1 Month	0.97
3 Months.....	0.91
6 Months	0.83
Operating Temperature Range	
Charge ..	-4°F (-20°C) to 122°F (50°C)
Discharge.....	-40°F (-40°C) to 140°F (60°C)
Case	ABS Plastic (UL94 HB)
Recommended Power-Sonic Chargers	n/a

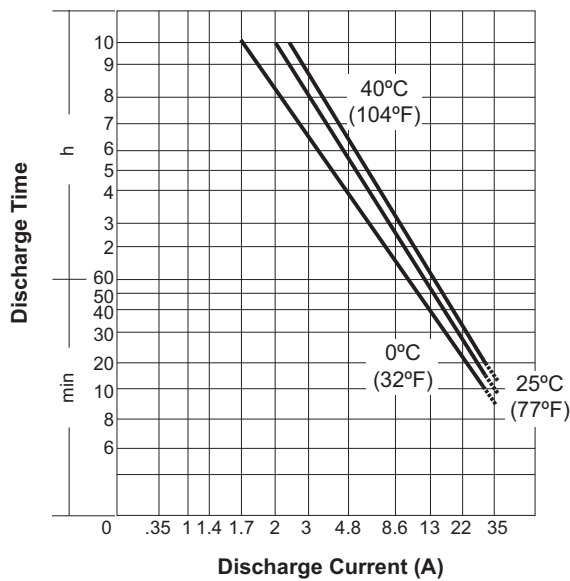
Shelf Life & Storage



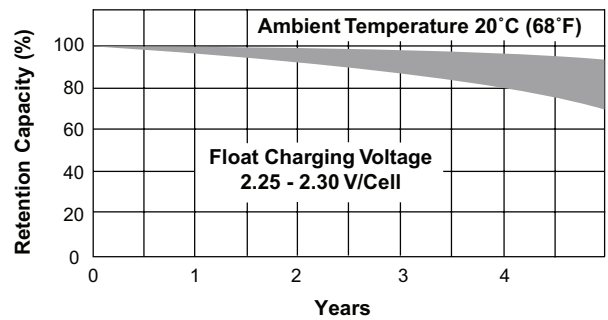
Discharge Characteristics



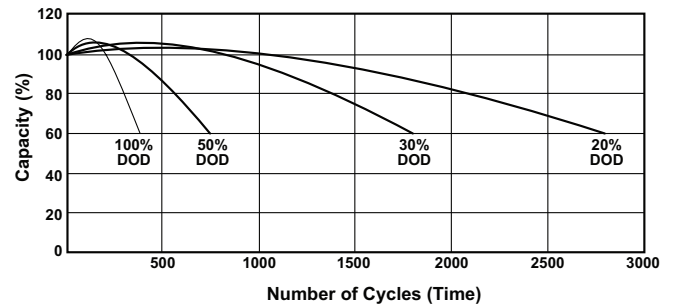
Discharge Time vs. Discharge Current



Life Characteristics in Stand-By Use



Life Characteristics in Cyclic Use



Charging

Cycle Applications: Limit initial current to 6A. Charge until battery voltage (under charge) reaches 13.90 to 14.20 volts at 68°F (20°C). Hold at 13.90 to 14.20 volts until current drops to under 200mA. Battery is fully charged under these conditions, and charger should be disconnected or switched to "float" voltage.

"Float" or "Stand-By" Service: Hold battery across constant voltage source of 13.50 to 13.80 volts continuously. When held at this voltage, the battery will seek its own current level and maintain itself in a fully charged condition.

Note: Due to the self-discharge characteristics, it is imperative that they be charged within 6 months of storage, otherwise permanent loss of capacity might occur as a result of sulfation.

Chargers

Power-Sonic offers a wide range of chargers suitable for batteries up to 100AH. Please refer to the Charger Selection Guide in our specification sheets for "C-Series Switch Mode Chargers" and "Transformer Type A and F Series". Please contact our Technical department for advice if you have difficulty in locating suitable models.

Further Information

Please refer to our website www.power-sonic.com for a complete range of useful downloads, such as product catalogs, material safety data sheets (MSDS), ISO certification, etc..

Contact Information

www.power-sonic.com

DOMESTIC SALES

Tel: +1-619-661-2020
 Fax: +1-619-661-3650
national-sales@power-sonic.com

CUSTOMER SERVICE

Tel: +1-619-661-2030
 Fax: +1-619-661-3648
customer-service@power-sonic.com

TECHNICAL SUPPORT

Tel: +1-619-661-2020
 Fax: +1-619-661-3648
support@power-sonic.com

INTERNATIONAL SALES

Tel: +1-650-364-5001
 Fax: +1-650-366-3662
battery@power-sonic.com