

Rechargeable Sealed Lead-Acid Battery

PS-1251FP 12 Volt 5.4 Amp. Hrs.



Features:

- Absorbent Glass Mat (AGM) technology for superior performance.
- Valve regulated, spill proof construction allows safe operation in any position.
- Power/volume ratio yielding unrivaled energy density.
- Rugged ABS plastic case and cover
- Approved for transport by air. D.O.T., I.A.T.A., F.A.A. and C.A.B. certified.
- U.L. recognized under file number MH 20845.

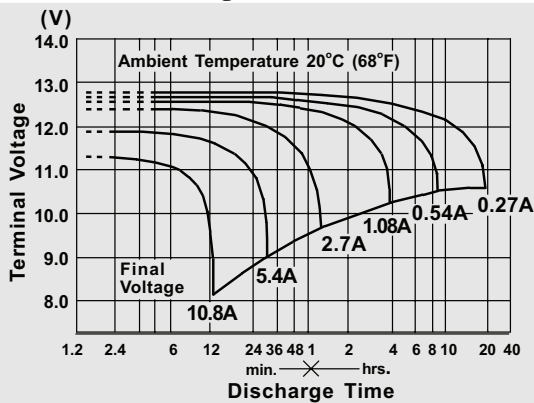


PERFORMANCE SPECIFICATIONS

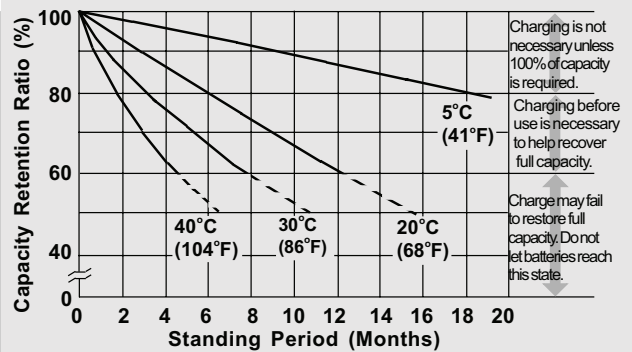
Nominal Voltage	12 volts (6 cells in series)
Nominal Capacity	
20 hour rate (270mA to 10.50 volts)	5.40 A.H.
10 hour rate (500mA to 10.50 volts)	5.00 A.H.
5 hour rate (900mA to 10.20 volts)	4.50 A.H.
1 hour rate (3.8A to 9.00 volts)	3.80 A.H.
15 min rate (10.8A to 9.00 volts)	2.70 A.H.
Approximate Weight	4.20 pounds (1.9 kg)
Energy Density (20 hour rate)	1.55 Watt-hours/cubic inch (94.7 Watt-hours/l)
Specific Energy (20 hour rate)	15.4 Watt-hours/pound (34.1 Watt-hours/kg)
Internal Resistance (Fully Charged Battery)	25 milliohms (approximately)
Maximum Discharge Current (≤ 7 Min.)	16.2 amperes
Maximum Short-Duration Discharge Current (≤ 10 Sec.)	50.0 amperes
Terminals	"FP" - Positive: "F2" - Quick disconnect tabs, 0.250" x 0.032", mate with AMP. INC. FASTON "250" - Negative: "F1" - Quick disconnect tabs, 0.187" x 0.032", mate with AMP. INC. FASTON "187"
Shelf Life — % of nominal capacity at 68° F (20° C)	
1 Month.....	97%
3 Months.....	91%
6 Months.....	83%
Operating Temperature Range	
Charge	-4°F (-20°C) to 122°F (50°C)
Discharge	-4°F (-20°C) to 140°F (60°C)
Case	ABS Plastic

CONSTANT POWER DISCHARGE RATINGS								
MODEL	FINAL VOLTAGE	WATTS PER CELL @ 25" C						
		5 MIN	10 MIN	15 MIN	20 MIN	25 MIN	30 MIN	60 MIN
PS-1251FP	1.75	45	29	21	19	13	9.4	7.4
	1.70	48	31	22	20	14	9.6	7.5
	1.67	50	32	22.8	20.5	14	9.8	7.6

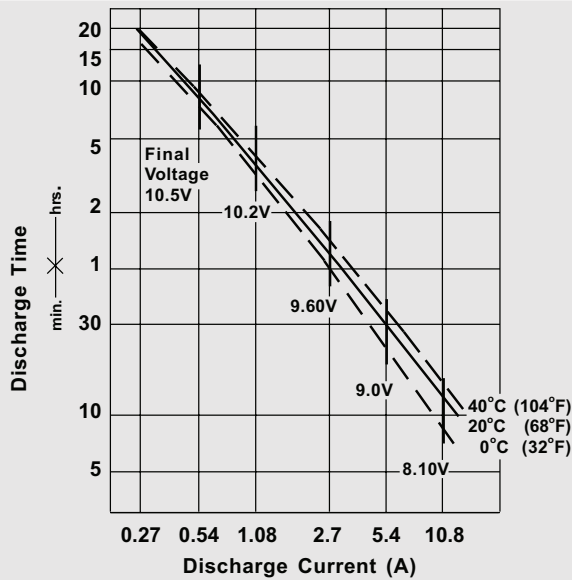
Discharge Characteristics



Shelf Life and Storage



Discharge Time vs. Discharge Current



All data subject to change without notice.

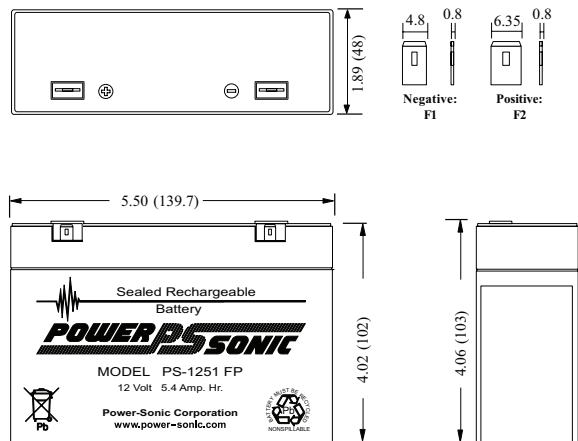
CHARGING

Cycle Applications: Limit initial current to 1.6A. Charge until battery voltage (under charge) reaches 14.40 to 14.70 volts at 68°F (20°C). Hold at 14.40 to 14.70 volts until current drops to approximately 54mA.
“Float” or “Stand-By” Service: Hold battery across constant voltage source of 13.50 to 13.80 volts continuously.

NOTE: Due to the self-discharge characteristics of this type of battery, it is imperative that they be charged after 6-9 months of storage, otherwise permanent loss of capacity might occur as a result of sulfation.

Physical Dimensions: in. (mm)

Terminals (mm)



Tolerances are +/- 0.04 in. (+/- 1mm) and +/- 0.08 in. (+/- 2mm) for height dimensions.



SALES & MARKETING
 3106 Spring Street
 Redwood City, CA 94063 USA
 Tel: 650-364-5001 Fax: 650-366-3662
 national-sales@power-sonic.com



www.power-sonic.com

ISO9001-2000
 FM39170

CUSTOMER SERVICE
 7550 Panasonic Way
 San Diego, CA 92154 USA
 Tel: 619-661-2030 Fax: 619-661-3648
 customer-service@power-sonic.com